



**Orchard Knob Approved Plant List 3/11/2024**

**PLANTS APPROVED FOR NEWLY RENOVATED LANDSCAPES**

*For front and side beds (end units if visible from the street).*

The intent of this document is to provide visuals and guidance for residents selecting shrubs and plants when renovating landscapes. To maintain a cohesive community, residents are restricted to making plant selections from this list only. With the help of Kerns landscaping, we have expanded the previous list and are certain that you will find many options that suit your liking.

The guidance provided here will allow residents to choose the proper plant for the appropriate location so that new plantings do not have to be trimmed and over-trimmed. Corners or blank brick walls are better suited for a larger or upright type of shrub. The windows on most homes are low to the ground, 18” above the ground/mulch. This situation would be best served with low, spreading shrubs or groundcover and/or perennial flowering plants. If your windows are higher than 18”, you may consider the medium height selections as well. Before selecting a plant, be aware of the amount of sun that it will receive. Some plants need sun and some need mostly shade, selecting the appropriate plant will help the plant to survive where it is planted.

Keep in mind that it is the homeowners’ responsibility to ensure that your new plant installations are watered for the first 12 months. This will allow their root systems to get established enough to withstand any drought periods that may occur later.

An Orchard Knob Landscape Modification form is required for all changes you wish to make to your front / side beds. You will find the form and instructions on the Lambeth web site.

This document is separated into 7 sections:

- |   |           |
|---|-----------|
| LSU: Low height in sunny locations                            | 4 options |
| LSH: Low height in shady locations                            | 4 options |
| MSU: Medium height in sunny locations                         | 6 options |
| MSH: Medium height in shady locations                         | 6 options |
| USU: Upright (for corners, walls, accents) in sunny locations | 8 options |
| USH: Upright (for corners, walls, accents) in shady locations | 7 options |
| GRD: Groundcovers / decorative                                | 5 options |

**Low height in sunny locations**

**LSU 1**

**Abelia**



Different varieties and leaf color. Full to partial sun.

**LSU 2**

**Soft Touch**



Allow it to spread. Low Maintenance.

**LSU 3**

**Firepower Nandina**











Turns red in the fall. Low maintenance.





**LSU 4**






**Flirt Nandina**




Dark red for new growth,





		<p>evergreen mature foliage. Has berries and can be invasive.</p>
<p><u>Low height in shady locations</u></p>		
<p>LSH 1</p>	<p><b>Gumpo Azalea</b></p> 	<p>Late spring bloomer (mid to late may). Will tolerate full sun. Comes in shades of pink, white, and red. Compact, tight foliage.</p>
<p>LSH 2</p>	<p><b>Cephalotaxus Duke Garden Yew</b></p> 	
<p>LSH 3</p>	<p><b>Rainbow Leucothoe</b></p> 	<p>This will get taller than 18" if not trimmed. Mottled colored leaves, red stems.</p>
<p>LSH 4</p>	<p><b>Sarcococca</b></p>	<p>Evergreen, small fragrant flowers in summer.</p>

		
<p><u>Medium height (18" to 36") in sunny locations</u></p>		
<p>MSU 1</p>	<p><b>Abelia</b></p> 	<p>There are many varieties. Certain varieties will grow to medium height.</p>
<p>MSU 2</p>	<p><b>'Globosa nana' Cryptomeria</b></p> 	<p>Adds texture to a garden of other broad-leaf evergreens</p>
<p>MSU 3</p>	<p><b>Vintage Jade Distylium</b></p> 	<p>Evergreen. Full sun to partial shade</p>






MSU 4	<p><b>Swing Low Distylium</b></p> 	Evergreen. Full sun to partial shade
MSU 5	<p><b>Copper Tone Distylium</b></p> 	New growth is copper red in spring, turns blue green in summer
MSU 6	<p><b>Inkberry Holly</b></p> 	Evergreen – boxwood substitute, but grows naturally in a neat, round shape.
<p><u>Medium height (18” to 36”) in shady locations</u></p>		
MSH 1	<p><b>Azalea</b></p> 	Comes in multiple shades
MSH 2	<p><b>False Yew, ‘Fritz Huber’</b></p>	





		
MSH 3	<p><b>Carissa Holly</b></p> 	Sun or part shade
MSH 4	<p><b>Daphne</b></p>  	Fragrant when in bloom (early spring). Prefers moist and well-drained soil. Plants often last only 3-4 years.
MSH 5	<p><b>Lenten Rose – Helleborus</b></p> 	Blooming begins in winter and extends into early spring, flowering on new stems. Evergreen. Prefers deep to partial shade (morning sun only). Low Maintenance.
MSH 6	<p><b>Loropetalum – Chinese Fringe – Shrub Form</b></p>	Blooms in mid-spring, with




		<p>pink or white fringe. Purple foliage.</p> <p>* Also, in this list in tree form – USH 6</p>
<p><b><u>Upright Plants for Corners, Walls, Accents in sunny locations</u></b></p>		
<p><b>USU 1</b></p>	<p><b>Fine Line Holly</b></p> 	<p>Great in hot and dry areas. Full sun or partial shade. Lots of berries.</p>
<p><b>USU 2</b></p>	<p><b>Dwarf Burford Holly</b></p> 	<p>Full sun or partial shade. Prefers well-drained soil</p>





<p><b>USU 3</b></p>	<p><b>Goshiki Osmanthus</b></p> 	<p>Full sun or partial shade. Variegated, holly-like foliage.</p>
<p><b>USU 4</b></p>	<p><b>Oak Leaf Holly</b></p> 	
<p><b>USU 5 – 8</b></p>	<p><b>Hydrangeas</b> - 4 varieties. All go dormant, turn brown in winter. Need to be trimmed back to encourage new growth.</p>	
<p><b>USU 5</b></p>	<p><b>Endless Summer</b></p> 	<p>Blooms early summer through Thanksgiving. Good in partial sun, colors can vary.</p>
<p><b>USU 6</b></p>	<p><b>Little Lime</b></p> 	<p>Full to partial sun, comes in red, pink, green and white</p>
<p><b>USU 7</b></p>	<p><b>Bobo Hydrangea</b></p>	<p>Partial to full sun, comes in</p>



		pink or white
USU 8	<b>Pinky Winky Hydrangea</b> 	Flowers start white and turn pink.
<u><b>Upright Plants for Corners, Walls, Accents in shady locations</b></u>		
USH 1	<b>Gold Dust Aucuba</b>  	Heavy shade to mostly shade. Prefer rich, moist, well-drained soil.
USH 2	<b>Camellia Japonica</b> 	Blooms in winter and spring. Comes in various colored blooms. Shade to partial shade

<p><b>USH 3</b></p>	<p><b>Sasanqua Shi-Shi Camellia</b></p> 	<p>Blooms in fall and winter. Full sun or partial shade. White, red, and pink varieties</p>
<p><b>USH 4</b></p>	<p><b>Upright False Yew</b></p> 	<p>Full sun or partial shade.</p>
<p><b>USH 5</b></p>	<p><b>Pieris</b></p>  	<p>Blooms in spring, new growth is coppery red. Prefers partial shade.</p>

<p><b>USH 6</b></p>	<p><b>Loropetalum – Tree Form (Chinese Fringe)</b></p> 	<p>Blooms in mid-spring, with pink or white fringe. Purple foliage</p> <p>*Also, in Shrub form - MSH 6</p>
<p><b>USH 7</b></p>	<p><b>West Coast Skip Laurel</b></p> 	<p>Grows in both sun and part to full shade. White flower spikes in the spring. Fragrant, evergreen. Prefers full sun or partial shade.</p>
<p><b><u>Ground Covers / Decorative:</u></b></p>		
<p><b>GRD 1</b></p>	<p><b>Ice Plant</b></p> 	<p>Full Sun. Blooms summer/fall.</p>
<p><b>GRD 2</b></p>	<p><b>Mondo Grass</b></p>	<p>Shade</p>

		
GRD 3	<p><b>Coral Bells</b></p> 	Sun to shade, depending on the variety selected. Comes in many colored leaves.
GRD 4	<p><b>Creeping Phlox</b></p> 	Perennials bloom in spring and summer. Blue, violet, Pink, red, white, and candy stripe. Evergreen, Full Sun.
GRD 5	<p><b>Dianthus</b></p> 	Small Carnation-like blooms that flower in summer/fall. Comes in various colors.
<b>A Note on Annuals:</b>	For a splash of color and beauty, annual flowering plants may be planted as desired in front beds and/or in mailbox beds. They must be planted in the ground and must be removed after the first frost. Please follow the ACC guideline/Rules and Regulations document for decorative pots in your front beds or mailbox bed. You may choose annuals or other plants for decorative pots.	
<b>List of approved</b>	Little Gem Magnolia, Takeuoma Japanese Maples or Crimson Fire	

<b>Trees:</b>	Japanese Maple, Star Maple or Jane Maple, or Blood Good Japanese Maple. Tree Forming Hydrangea.	
<b>List of Approved Privacy Trees:</b>	Chindo Viburnum, Nellie Stevens Holly, Emerald Heights, or Linebacker Dystilium, Recurve Ligustrum	